

# Reflux Type Swing Check Valve

## VA-25H

### Design Features

- Virtually Nil Rubbing b/w Plate and seat leads to lower seat wear.
- No Water Hammer and Slamming.
- Flat Seat Design for Longer Life.
- Easy to Maintain, Long Life and Trouble Free Operation.
- Much Lower Pressure Drop due to Lower Mass of Disc.
- Can be installed Horizontally, Vertically and Inclined.
- Compact and Sound Design.

### Conformity to Standards and Codes:

**Design:** IS 5312

**Face to Face:** IS 5312

**End Details:** Flanged Confirms to


- BS EN 1092-2 PN25

**Range:** 50mm to 300mm

**Valve Testing:** API 598

### Applications:

- Raw/Potable/Sea Water Supply Systems.
- Fire Water Systems
- Chilled/Hot Water Systems
- Oil Lubrication Systems
- Sugar Paper & Cement Industries.



INDUSTRIAL VALVES & CONTROLS

DOC. NO. : VAV-C-1023; REV. NO. : 02; REV. DATE : 22-09-2022



[www.vtm-valves.com](http://www.vtm-valves.com)

## PART LIST

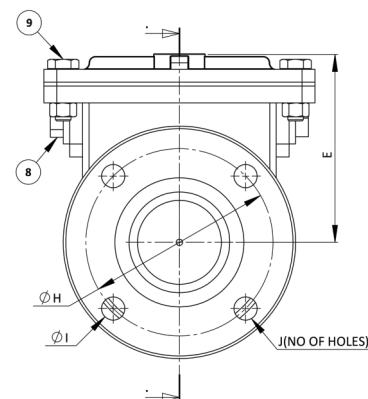
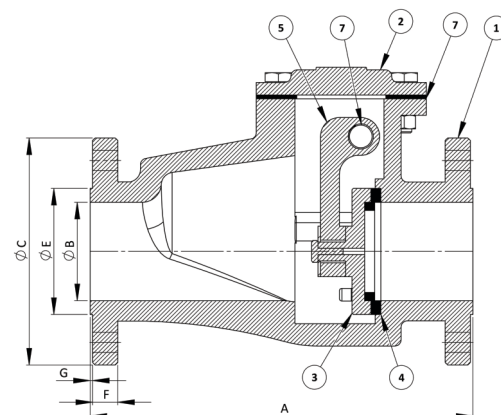
S. NO.	PART NAME	MATERIAL	SPECIFICATION	QTY.
1.	BODY	DUCTILE IRON	ASTM A536 Gr. 60-40-18/ IS 1865 Gr. SG 400-18	1
2.	BONNET	DUCTILE IRON	ASTM A536 Gr. 60-40-18/ IS 1865 Gr. SG 400-18	1
3.	DISC	DUCTILE IRON	ASTM A536 Gr. 60-40-18/ IS 1865 Gr. SG 400-18	1
4.	SEAT RING	BRONZE	IS 318 Gr. LTB2	2
5.	HINGE	DUCTILE IRON	ASTM A536 Gr. 60-40-18/ IS 1865 Gr. SG 400-18	1
6.	GASKET	RUBBER	NBR/EPDM	1
7.	HINGE PIN	BRASS/STAINLESS STEEL	IS 320 Gr. HT2/ASTM A276 Gr. 410	1
8.	PLUG	CARBON STEEL	ASTM A105	2
9.	FASTENERS	CARBON STEEL	BS 1083 Gr. 4.7	TO SUIT

\* Contact Factory for any Technical Detail / Special Grade Material.

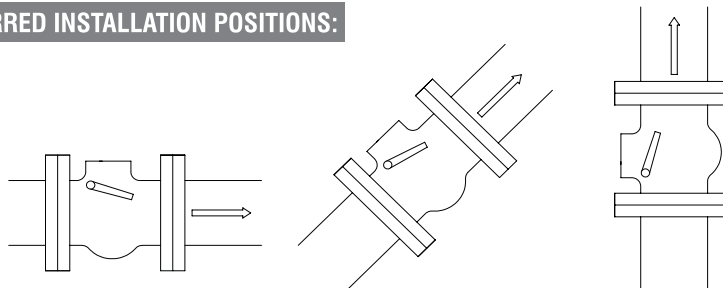
## DIMENSIONS

SIZE	A	B	C	D	E	F	G	H	I	J
50MM	203	50	165	99	105	16	3	125	19	4
65MM	216	64	185	118	120	16	3	145	19	8
80MM	241	76	200	132	146	16	3	160	19	8
100MM	292	100	235	156	180	16	3	190	23	8
125MM	330	125	270	184	220	16	3	220	28	8
150MM	356	150	300	211	280	17	3	250	28	8
200MM	495	200	360	274	310	19	3	310	28	12
250MM	622	250	425	330	340	21.5	3	370	31	12
300MM	698	300	485	389	400	23.5	4	430	31	16

Note: Flange Dimensions are as per BS EN 1092-2 PN25 in Table.  
Same are Available in other Standard on Request.



## PREFERRED INSTALLATION POSITIONS:



## GUARANTEE

All valves are guaranteed against any manufacturing defects for a period of 12 months from date of supply, provided the valves have not been misused, damaged or installed for services they are not recommended. The company shall be liable to furnish part / parts thereof or full valve as the company may deem fit.

## TEST PRESSURE

RATING	SHELL BAR	HIGH PRESSURE SEAT BAR	LOW PRESSURE SEAT BAR
PN 25	38	28.0	4-7

Authorized Stockist

# V.A. VALVES

ISO 9001:2015 CERTIFIED

Regd. Office & Works : Udyog Nagar,  
Gadaipur Industrial Zone, Jalandhar - 144004  
Phone : +91-181-2601540, 2601541; Fax : +91-181-2601741  
E-Mail : vavalves@vtm-utam.com, info@fedrelflowmeters.com

Website : [www.vtm-utam.com](http://www.vtm-utam.com), [www.fedrelflowmeters.com](http://www.fedrelflowmeters.com)

Due to continuous development program, design and data in this leaflet are subject to change without prior notice.

Our associates: **UTAM** **FEDREL**  
PIONEERING FLUID CONTROL WATER & FLOW METERS  
PIONEERING FLUID CONTROLS