



MOTORIZED BALL VALVE



Control Signal AC24/0-10VDC or 4-20mADC

DYH07.A2HTseries electric ball valve mainly used in center air conditioning cool or hot water system and heating system, according to actual demand to control the flow precision, avoid temperature sharp variation, achieved real and accurate controlling room temperature. Valve is drive by bidirectional motor. The motor connects thermostat through common, open, close. The thermostat receive data constantly and deal with them, which send a signal to valve, it open and the water flow into FCU, supply cold or hot air to room till the temperature to set point, then the thermostat send signal to valve again to shut the power, result in the valve in good position and the temperature keep in set point.

Features

- Straight-through, high flow, no block, Kvs is more than general product
- The temperature of valve body and environment without conduct into actuator
- Actuator dismounting and installation easily, after pipe and equipment finished
- Valve can be mounted closed wall benefit from eccentricity structure
- High close off pressure differential, valve open flexible, avoid water hammer
- Actuator can be installed 2 directions easy to wire and maintenance
- The power of motor shut automatic against in position, to guarantee long operating life

MOTORIZED BALL VALVE

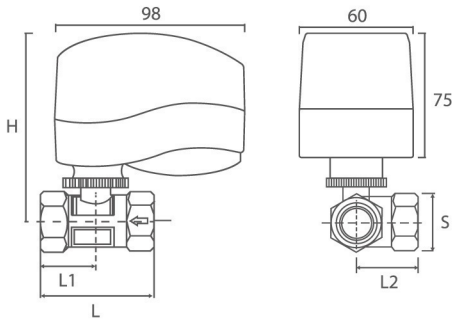


Technical Data

Voltage: AC220V or AC24V
Power: 5W (during run)
Torque: 4Nm
Mode: 3-point (24VAC) or On/Off or Modulating
Run time: Open: 15s-45s Closed: 15s-45s
Material: Valve Body: Forged brass or Forged brass nickel plating
Valve Core: Stainless steel
Valve Stem: Brass
Valve Base: PTFE
Valve Seal: 3 pcs EPDM "O" seal ring
Protection class: IP65
Connector: Thread
Type: Two way or Three way side

Dimensions

Size	Dimensions (mm)				
	L	L ₁	L ₂	H	S
DN15	63	31.5	30	100	27
DN20	63	31.5	33	100	32
DN25	73	36.5	42	107	40
DN32	83	41.5	50	110	48
DN40	101	41.5	50	41	56
DN50	120	41.5	50	47	69



Specifications

Type	Type	DN	KVs	Thread	Closeoff D.P. (Mpa)	Medium	Fluid Temp.	Environment Temp.	N.P. (MPa)	Voltage
2 Way	1/2"	DN15	4	G1/2	0.40	Chilled / Hot Water	1~95°C	0~60°C	2.0	AC 24V AC 110V AC 220V 50/60HZ DC 5V DC 12V DC 24
3 Way	1/2"	DN15	4	G1/2	0.40					
2 Way	3/4"	DN20	7	G3/4	0.40					
3 Way	3/4"	DN20	7	G3/4	0.40					
2 Way	1"	DN25	12	G1	0.35					
3 Way	1"	DN25	12	G1	0.35					
2 Way	1 1/4"	DN32	19	G1 1/4	0.30					
3 Way	1 1/4"	DN32	19	G1 1/4	0.30					
2 Way	1 1/2"	DN40	25	G1 1/2	0.45					
3 Way	1 1/2"	DN40	25	G1 1/2	0.45					

Wiring Diagram

